

Quay Global Real Estate Fund (Unhedged)

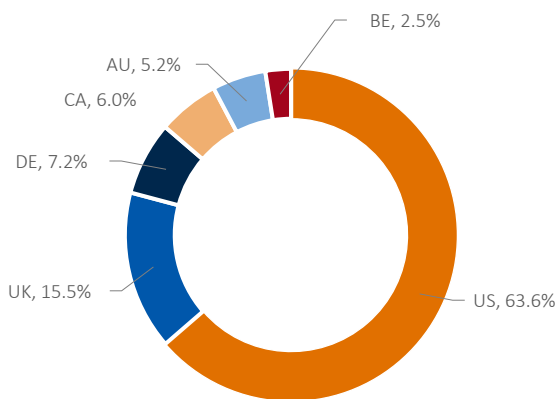
Performance report | 30 April 2023

Net client returns (after fees and expenses)

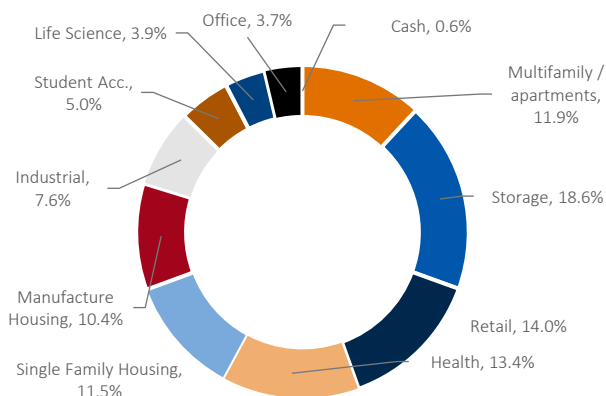
	1 mth	3 mths	6 mths	1 year	2 years p.a.	3 years p.a.	5 years p.a.	Since inception ² p.a.
Fund	4.9%	-0.1%	4.2%	-8.0%	2.1%	6.3%	6.3%	9.6%
Benchmark¹	3.3%	0.5%	3.1%	-8.9%	0.3%	4.5%	3.6%	6.0%
Value added	1.7%	-0.5%	1.1%	0.9%	1.8%	1.8%	2.8%	3.6%

Performance figures include dividends and are after all fees and costs and gross of any earnings tax, but after withholding tax.

Geographic weighting



Sector weighting



Market commentary

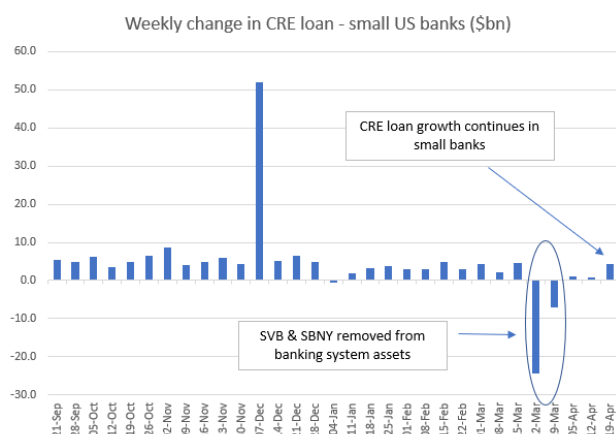
Global equities continue to climb the “wall of worry” posting a respectable +3.1% total return – albeit with a +1.5% currency tailwind for local investors. Despite fears of inflation and a potential banking crisis, markets again reminded investors what really matters is earnings – and at the time of writing, according to FactSet, S&P 500 earnings have recorded their best performance relative to analyst expectations since Q4 2021.

Despite what appears to be a decent reporting season in the US, headlines continue to focus on the macro forces at play, with particular emphasis on the US/Global banking system. At month end First Republic bank fell into the hands of the FDIC and was subsequently sold to JP Morgan.

The issues for First Republic appear to be another duration mismatch (similar to Silicon Valley Bank) albeit with “Jumbo” residential mortgages. The third US bank that failed this year, Signature Bank, was largely due to bad loans associated with crypto related businesses.

Despite no bank having any issue with commercial real estate (CRE) loans, financial press headlines continue to the effect of “CRE loan crisis” – proving once again ‘gaslighting’ in the financial markets is real.

As we highlighted in last month’s [Investment Perspectives](#), outside of office assets, the scale of CRE loans across the small US regional banks looks more than manageable. In fact, recent data shows CRE loan growth is back to pre-bank crisis levels as per the chart below.



Source: US Federal Reserve (H8 tables), Quay Global Investors

Portfolio commentary

After last month's torrent of bad headlines for the asset class, cooler heads prevailed in April which was reflected in the portfolio's +4.9% return, more than reversing last month's loss. A nice recovery in Euro and Sterling assisted in the +1.7% currency gain.

The best performers this month reflected the diversity of the portfolio. Ventas (US Healthcare), LEG Immobilien (German Apartments) and Invitation Homes (US Housing) all posted significant gains.

The solid recovery in our US housing exposure is not a surprise. While local discussion focuses on residential price recovery in Australia, various house price indicators suggest house prices may have bottomed in the US during the months of February and March (while rent continues to march relentlessly higher). We are also seeing nice house price gains in other markets including Canada, UK and Germany. All this despite globally higher interest rates. So, what is going on? Is FORA (fear of renting again) driving global house price growth? We dig into the issue in this month's [Investment Perspectives](#).

The portfolio retains a significant weight to global residential property.

The laggards in April were led by our Office exposure – which was somewhat surprising since our main investee in this space, Empire State Realty, posted solid leasing gains (up 400bpts y-o-y) and leasing spreads (+5%) for the March quarter – which is somewhat contrary to the headlines.

The month also saw more companies demand workers back to the office including JP Morgan¹ and Amazon². As we highlighted in our 2021 paper [Thinking About Office](#) we believe some weakness in the labour market may actually benefit office landlords this cycle. Meanwhile select office REITs with rock solid balance sheets and positive leasing spreads are trading at ~7x earnings.

Portfolio Outlook

We are currently in the early innings of the first quarter operational updates, and so far, we remain comfortable with portfolio positioning. To date each investee has met or exceeded our expectations and there remains ample evidence they continue to have good access to capital despite recent bank disruptions.

With low payout ratios, minimal near-term refinancing risk, largely hedged debt books, and strong secular tailwinds, we believe our investees are well positioned to meet our return objective over the medium term.

Feature	Information
APIR Code	BFL0020AU
Investment objective	To generate a real total return of at least 5% above CPI per annum over a 5+ year investment horizon
Portfolio managers	Chris Bedingfield/Justin Blaess
Stock number	24
Fund size	A\$478m
Inception date	30 July 2014 ²
Recommended investment period	Long term (5+ years)
Minimum investment (AUD)	\$20,000
Additional investment (AUD)	\$5,000
NAV ³	1.3178
Buy/Sell spread	+/-0.20%
Entry/Exit fees	Nil
Distributions	Bi-annual
Management fee ⁴	0.82%

¹ <https://www.afr.com/companies/financial-services/jpmorgan-calls-managing-directors-to-office-five-days-a-week-20230413-p5d00s>

² <https://fortune.com/2023/04/13/amazon-ceo-andy-jassy-return-to-office-mandate/>

How to invest

The Fund is open to investors directly via the PDS (available on our [website](#)), mFund (code: QGI01) or the following platforms.

Platforms

AMP (My North, North, Summit, iAccess)	Macquarie Wrap (IDPS, Super)
BT Asgard (Infinity eWrap)	Mason Stevens
BT (Panorama)	MLC (Navigator, Wrap)
CFS (FirstWrap)	Netwealth (Super Service, Wrap Service, IDPS)
Dash	Oasis (Wealthtrac)
Hub24 (Super, IDPS)	Powerwrap (IDPS)
Macquarie Wrap (IDPS, Super)	Praemium (Non Super, Super)
Mason Stevens	Wealthtrac
MLC (Navigator, Wrap)	

Get in touch



quaygi.com



1800 895 388 (AU) or 0800 442 304 (NZ)



client.experience@bennelongfunds.com

¹ Benchmark is the FTSE/EPRA NAREIT Developed Index Net TR AUD. Source: FTSE International Limited ("FTSE") © FTSE 2017. "FTSE®" is a trade mark of the London Stock Exchange Group companies and is used by FTSE International Limited under licence. "NAREIT®" is a trade mark of the National Association of Real Estate Investment Trusts and "EPRA®" is a trade mark of European Public Real Estate Association and all are used by FTSE under licence. All rights in the FTSE indices and / or FTSE ratings vest in FTSE and/or its licensors. Neither FTSE nor its licensors accept any liability for any errors or omissions in the FTSE indices and / or FTSE ratings or underlying data. No further distribution of FTSE Data is permitted without FTSE's express written consent.

² The Quay Global Real Estate Fund (Unhedged) was launched on 30 July 2014 by another trustee, and the above performance data relates to this strategy. Bennelong assumed responsibility as replacement trustee on 31 January 2016. For performance history relating to this date, please contact Client Experience on 1800 895 388 (AU) or 0800 442 304 (NZ) or client.experience@bennelongfunds.com.

³ Adjusted for expected withholding taxes.

⁴ The management fee does not include fund expenses, which are capped at 0.10% per annum on net asset value, or the performance fee. Any performance fee payable is 15.375% of the excess return over the greater of CPI and the FTSE/EPRA NAREIT Developed Index (net) Total Return (AUD). All fees quoted include GST net of reduced input tax credits. For more information, refer to the Fund's Product Disclosure Statement available on our website.

This information is issued by Bennelong Funds Management Ltd (ABN 39 111 214 085, AFSL 296806) (BFML) in relation to the Quay Global Real Estate Fund (Unhedged). The Fund is managed by Quay Global Investors, a Bennelong boutique. This is general information only, and does not constitute financial, tax or legal advice or an offer or solicitation to subscribe for units in any fund of which BFML is the Trustee or Responsible Entity (Bennelong Fund). This information has been prepared without taking account of your objectives, financial situation or needs. Before acting on the information or deciding whether to acquire or hold a product, you should consider the appropriateness of the information based on your own objectives, financial situation or needs or consult a professional adviser. You should also consider the relevant Information Memorandum (IM) and or Product Disclosure Statement (PDS) which is available on the BFML website, bennelongfunds.com, or by phoning 1800 895 388 (AU) or 0800 442 304 (NZ). Information about the Target Market Determinations (TMDs) for the Bennelong Funds is available on the BFML website. BFML may receive management and or performance fees from the Bennelong Funds, details of which are also set out in the current IM and or PDS. BFML and the Bennelong Funds, their affiliates and associates accept no liability for any inaccurate, incomplete or omitted information of any kind or any losses caused by using this information. All investments carry risks. There can be no assurance that any Bennelong Fund will achieve its targeted rate of return and no guarantee against loss resulting from an investment in any Bennelong Fund. Past fund performance is not indicative of future performance. Information is current as at the date of this document. Quay Global Investors Pty Ltd (ABN 98 163 911 859) is a Corporate Authorised Representative of BFML.