

Bennelong Concentrated Australian Equities Fund

Performance report | 30 June 2023

Net client returns (after fees and expenses)

	1 month	3 months	1 year	3 years p.a.	5 years p.a.	10 years p.a.	Since inception ² p.a.
Fund	-0.09%	-2.49%	2.91%	3.41%	2.11%	10.63%	12.82%
Benchmark ¹	1.73%	0.99%	14.40%	11.07%	7.12%	8.55%	9.59%
Value added	-1.82%	-3.47%	-11.49%	-7.66%	-5.01%	+2.08%	+3.23%

Performance figures are net of fees and expenses. 'Value added' calculation does not use rounded performance figures. Past performance is not indicative of future performance.

Why choose the Fund?

The Fund is a high conviction, high performance fund. Its aim is to provide clients with outsized returns. It is concentrated into the team's best stock ideas from throughout the market.

Portfolio sector allocation

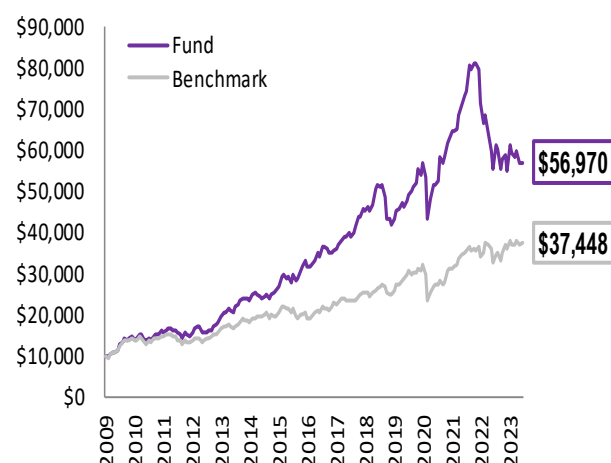
Sector	Fund Weight	Benchmark ¹ Weight	Active Weight
Discretionary	44.5%	6.6%	38.0%
Communication	8.7%	4.0%	4.7%
Materials	28.2%	24.6%	3.7%
Health Care	13.1%	9.8%	3.4%
Liquidity	0.5%	0.0%	0.5%
Utilities	0.0%	1.5%	-1.5%
IT	0.8%	2.7%	-1.8%
Consumer Staples	0.0%	4.9%	-4.9%
Energy	0.0%	5.3%	-5.3%
REIT's	0.0%	6.1%	-6.1%
Industrials	0.0%	7.2%	-7.2%
Financials	4.1%	27.5%	-23.4%

Portfolio characteristics

	Fund	Benchmark ¹	Profile
Return on Equity	18.1%	12.4%	Premium
Debt/Equity	11.2%	32.2%	Quality
Sales Growth	9.2%	2.5%	Superior
EPS Growth	16.1%	0.1%	Growth
Price/Earnings	23.1x	17.3x	Reasonable Valuation
Dividend Yield	1.9%	3.7%	
Grossed Up Yield	2.6%	4.9%	
Beta	1.31	1	Genuinely Active
Active Share	78%	na	
No. of Stocks	20	299	

Long-term performance

Growth of \$10,000 since inception



Top five active stock holdings at month-end, alphabetical order

Stock
ARB Corporation Limited
Breville Group Limited
CSL Limited
Idp Education Limited
James Hardie Industries PLC

Top three contributors to monthly relative performance, alphabetical order

Company	Avg active position
Aristocrat Leisure	Overweight
Credit Corp	Overweight
James Hardie Industries PLC	Overweight

Top three detractors from monthly relative performance, alphabetical order

Company	Avg active position
Corporate Travel Management	Overweight
CSL	Overweight
Flight Centre Travel	Overweight

About the Fund

The Fund typically holds 20-35 stocks across the entire spectrum of the Australian share market. It primarily holds stocks from the S&P/ASX300 Index, although it can invest in stocks beyond this index.

Benefits of the Fund

- BAEP is an award winning and highly rated equities fund manager with an experienced and performance-orientated team.
- BAEP is a genuinely active and high conviction fund manager.
- The Fund is managed in accordance with BAEP's robust, disciplined and proven investment philosophy and process.
- The Fund comprises a concentration of some of BAEP's best stock ideas.
- The Fund has a track record of adding value by outperforming the market over the long term.

The Fund at a glance

Feature	Fund facts
APIR code	BFL0002AU
Benchmark	S&P/ASX 300 Accumulation Index
Investment objective	4% p.a. above benchmark measured over rolling 3-year periods
Investment manager	Bennelong Australian Equity Partners (BAEP)
Active stock limit	± 10%
Cash limit	0 - 10%
Inception date	30 January 2009
Recommended investment period	Medium to longer term (five years plus)
Buy/sell spread	+/-0.20%
Entry/exit fees	Nil
Management fee	0.85% p.a. of Net Asset Value of the Fund
Performance fee	15% of any amount by which the Fund's return is more than 2% greater than the return generated by the S&P/ASX 300 Accumulation Index




About BAEP

Bennelong Australian Equity Partners (BAEP) is a boutique fund manager focused on Australian equities. It was founded in 2008 in partnership with Bennelong Funds Management. BAEP is a genuinely active fund manager with a consistent, disciplined and proven investment approach.

BAEP's investment philosophy is to selectively invest in high quality companies with strong growth outlooks and underestimated earnings momentum and prospects.

BAEP's investment process is research-intensive with a focus on proprietary field research and is supported by macro-economic and quantitative insights.

Get in touch

-  baep.com.au
-  1800 895 388 (AU) or 0800 442 304 (NZ)
-  client.experience@bennelongfunds.com

How to invest

The Fund is open to investors directly via the PDS (available on our [website](#)), mFund (code: BAE02), or the following platforms.

Platforms

Allan Gray Solutions (Super, Pension, Investment)	Morgan Stanley
AMP (My North)	Netwealth (Super Service, Wrap Service, IDPS)
BT Asgard (Master Trust, Employee Super, Infinity eWrap)	Oasis (Wealthtrac)
BT (Panorama)	Powerwrap (Smartwrap)
CFS (FirstWrap, IX(PIS))	Wealthtrac
Dash	
Hub24 (Super, IDPS)	
Macquarie Wrap (IDPS, Super, Accumulator)	
MLC (Navigator, Wrap)	
Mason Stevens	

1 S&P/ASX 300 Accumulation Index

2 Inception date is 30 January 2009

This information is issued by Bennelong Funds Management Ltd (ABN 39 111 214 085, AFSL 296806) (BFML) in relation to the Bennelong Concentrated Australian Equities Fund. The Fund is managed by Bennelong Australian Equity Partners, a Bennelong boutique. This is general information only, and does not constitute financial, tax or legal advice or an offer or solicitation to subscribe for units in any fund of which BFML is the Trustee or Responsible Entity (Bennelong Fund). This information has been prepared without taking account of your objectives, financial situation or needs. Before acting on the information or deciding whether to acquire or hold a product, you should consider the appropriateness of the information based on your own objectives, financial situation or needs or consult a professional adviser. You should also consider the relevant Information Memorandum (IM) and or Product Disclosure Statement (PDS) which is available on the BFML website, bennelongfunds.com, or by phoning 1800 895 388 (AU) or 0800 442 304 (NZ). Information about the Target Market Determinations (TMDs) for the Bennelong Funds is available on the BFML website. BFML may receive management and or performance fees from the Bennelong Funds, details of which are also set out in the current IM and or PDS. BFML and the Bennelong Funds, their affiliates and associates accept no liability for any inaccurate, incomplete or omitted information of any kind or any losses caused by using this information. All investments carry risks. There can be no assurance that any Bennelong Fund will achieve its targeted rate of return and no guarantee against loss resulting from an investment in any Bennelong Fund. Past fund performance is not indicative of future performance. Information is current as at the date of this document. Bennelong Australian Equity Partners Pty Ltd (ABN 69 131 665 122) is a Corporate Authorised Representative of BFML.