

4D Global Infrastructure Fund (AUD Hedged)

Performance report | 30 June 2023

Overview

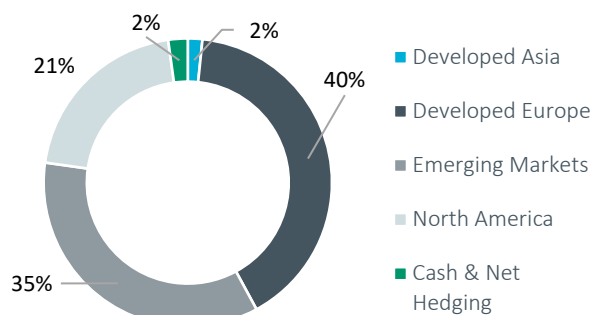
4D Infrastructure is a boutique asset manager investing in listed infrastructure companies across all four corners of the globe. Our investment objective is to identify quality infrastructure companies that are trading below fair value and have sustainable, growing earnings combined with sustainable, growing dividends. The 4D Global Infrastructure Fund (AUD Hedged) aims to outperform the OECD G7 Inflation Index + 5.5% p.a. over the medium to long term (before fees) while mitigating the impact of currency by hedging foreign currency exposure.

Net client returns (after fees and expenses)

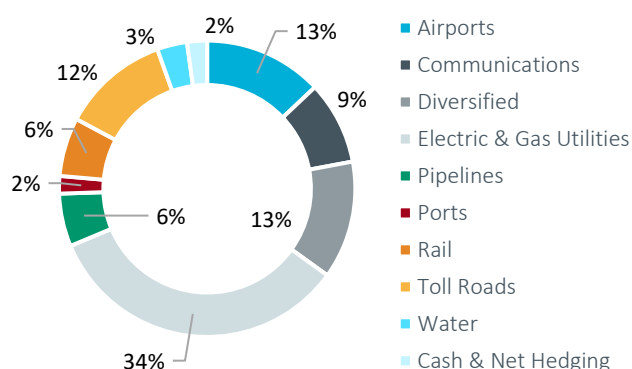
	1 mth	3 mths	6 mths	1 year	3 years p.a.	Since inception ² p.a.
Fund	2.95%	2.23%	8.72%			1.74%
Benchmark ¹	0.84%	2.90%	4.72%			9.91%
Value added	2.11%	-0.67%	4.00%			-8.17%
FTSE Global Core Infra 50/50 Total Return Index ³	1.82%	-0.94%	-1.29%			-7.37%
S&P Global Infra. Net AUD Index ⁴	1.77%	-0.68%	2.53%			-2.30%

¹'Value added' calculation does not use rounded performance figures. Past performance is not indicative of future performance.

Regional breakdown



Sector breakdown



Top 10 positions

Stock	End weight %
Cellnex	6.99
Iberdrola	5.07
Williams	4.48
Jasa Marga	4.13
Shenzhen International	4.04
Sempra Energy	3.95
Getlink	3.95
Ferrovial	3.76
AENA	3.71
Fraport	3.45
Total	43.52

Portfolio performance review

The 4D Global Infrastructure Fund (Hedged) was up net 2.95% in June 2023, out-performing the benchmark's return of 0.84% (by 2.11%) and the FTSE 50/50 Infrastructure Index which was up 1.82% (Local).

The strongest performer for June was the US pipeline operator Williams, up 15.5% for the month, recovering some recent weak performance with gas prices bottoming and sentiment improving in the sector.

The weakest performer in June was the Italian multi-utility ACEA, down 5.4% as uncertainty around management continues to weigh on the stock. We believe the concerns are justified and are reviewing our position in the stock.

Markets remain volatile on inflation/interest rate/economic growth concerns. Central Banks are still looking to tighten monetary policy to get inflation back to within target bands. The current share price volatility ignores the fact that listed infrastructure, as an asset class, can fundamentally do well in an inflationary environment, with explicit or implicit hedges and long-term predictable earnings profiles underpinned by contract or regulation. Infrastructure is also positioned well should Central Banks overshoot and we face near term recessionary pressure. We believe it is a sensible portfolio allocation at all stages of the economic cycle. We also believe the current pricing is a buying opportunity for the asset class.

Month in review

Global stock markets bounced back in June, with some US markets entering bull market territory from the October 2022 lows. This is in the face of continued hawkish tones from developed market central bankers and sluggish growth data points from Europe & China.

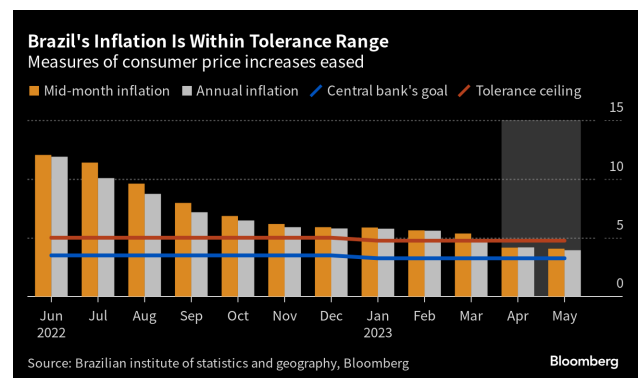
In the US, the Fed held rates flat for the first time since their tightening cycle began in March 2022, with the market repricing future rate cuts well into 2024. There were several soft economic data points in the month, with ISM Services index falling to 50.3 (two thirds of the US economy) and manufacturing remaining in deep contraction, as it is across Europe and Asia. Core inflation continues to be sticky, at 5.3% YoY (from 5.5%), as headline readings fade with falling energy and food prices. On a positive note, house prices, homebuilder confidence and housing starts continue to surprise to the upside as inventory dwindles and those in established housing with ultra low 30 year mortgages are stuck with "golden handcuffs". This is keeping a bid under US housing.

In the UK, the economy saw similar dynamics with a weakening services industry and a deepening contraction in the manufacturing sector. To the surprise of the markets, core inflation increased to 7.1% YoY, the highest in over 30 years. This forced the BoE's hand, and they raised rates 0.5% to 5% - the highest level since 2008, with the market pricing in peak rates north of 6% by the end of 2024. The BoE has a particularly difficult problem to tackle – with wage price growth hitting record levels at 7.2% annual growth in the 3 months to April – evidence of an inflation-wage price spiral for High Street.

Europe is following a similar but not as heightened predicament – with strong wage growth, weak consumer spending, sticky core inflation and stagnant productivity forcing the ECB to raise rates 0.25%.

Moving to Asia, the Chinese economy continues to be sluggish as it digests its reopening phase which started 6 months ago. This was rather broad based in the June data, with soft retail sales, industrial production, and slowing property investments and credit demand. Stimulus measures are starting to be expected by the market, with broad expectations across structural reform, consumption led stimulus and potential infrastructure spend.

A different scenario is facing Latin American economies, who broadly started raising rates earlier, with inflation falling across Brazil and Mexico which is allowing the central banks to start considering monetary easing sooner than their DM counterparts. In Brazil, annual inflation eased to 3.94% in May which is within the central bank's tolerance range (see below) and the market is now pricing in cuts in August 2023. Record harvests in the agricultural sector are supporting economic growth, whilst President Lula stabilises his administration and fiscal policy direction.



The privatisation of essential services found its way back into the media in the UK, with Thames Water at risk of being placed in a special administration regime by the UK regulator. The unlisted company is the most geared out of all the unlisted and listed water companies and has had a poor performance record of water leaks and sewage contamination. Several of the listed and unlisted water companies have been dealing with these contamination issues and fines, and the regulator must weigh this up with long term investment needs and required returns to maintain service quality across the sector. While we believe there is a strong global record of better service quality from privately held utilities over government run operations, UK water regulation has long been considered some of the toughest in the world and maybe the recent performance of a few could trigger a revisit of the structure of the sector and the regulation supporting it.

Fund details

Feature	Information
APIR code	BFL3306AU
Investment manager	4D Infrastructure
Portfolio manager	Sarah Shaw
Reporting currency	A\$ Hedged
Recommended investment period	Five years
Stock / cash limit	+7% / 10%
No. of securities	38
Application/redemption price (AUD) ⁵	1.0116 / 1.0076
Distribution frequency	Quarterly
Management fee ⁶	0.95% p.a. (including GST)
Performance fee ⁷	10.25% p.a. (including GST)
Buy/sell spread	+/- 0.20%
Minimum investment (AUD)	25,000

How to invest

The Fund is open to investors directly via the PDS (available on our [website](#)) or the following platforms. Visit [How to invest](#) to find out more.

AMP North
 BT Asgard (Panorama)
 CFS (FirstWrap)
 Dash
 Hub24 (Super, IDPS)
 Macquarie Wrap (IDPS, Super)
 Netwealth (Super Service, Wrap Service)
 Praemium (Super, Wealth)

Get in touch



4Dinfra.com



1800 895 388 (AU) or 0800 442 304 (NZ)



client.experience@bennelongfunds.com

1 OECD G7 Inflation Index + 5.5%.

2 Inception date is 1 August 2022.

3 The reference index is the FTSE Global Core Infrastructure 50/50 Net Total Return in AUD. This is provided as an indicative comparison only and is not the Fund Benchmark.

4 The reference index is the S&P Global Infra AUD Net Total Return Index. This is provided as an indicative comparison only and is not the Fund Benchmark.

5 All unit prices carry a distribution entitlement.

6 Management fee is 0.95% p.a. (including GST net of reduced input tax credits) of the Net Asset Value of the Fund.

7 Performance fee is 10.25% (including GST net of reduced input tax credits) of any amount by which the investment return is greater than the return of the benchmark (OECD G7 inflation index + 5.5% per annum). All values are in Australian dollars.

This information is issued by Bennelong Funds Management Ltd (ABN 39 111 214 085, AFSL 296806) (BFML) in relation to the 4D Global Infrastructure Fund (AUD Hedged). The Fund is managed by 4D Infrastructure, a Bennelong boutique. This is general information only, and does not constitute financial, tax or legal advice or an offer or solicitation to subscribe for units in any fund of which BFML is the Trustee or Responsible Entity (Bennelong Fund). This information has been prepared without taking account of your objectives, financial situation or needs. Before acting on the information or deciding whether to acquire or hold a product, you should consider the appropriateness of the information based on your own objectives, financial situation or needs or consult a professional adviser. You should also consider the relevant Information Memorandum (IM) and or Product Disclosure Statement (PDS) which is available on the BFML website, bennelongfunds.com, or by phoning 1800 895 388 (AU) or 0800 442 304 (NZ). Information about the Target Market Determinations (TMDs) for the Bennelong Funds is available on the BFML website. BFML may receive management and or performance fees from the Bennelong Funds, details of which are also set out in the current IM and or PDS. BFML and the Bennelong Funds, their affiliates and associates accept no liability for any inaccurate, incomplete or omitted information of any kind or any losses caused by using this information. All investments carry risks. There can be no assurance that any Bennelong Fund will achieve its targeted rate of return and no guarantee against loss resulting from an investment in any Bennelong Fund. Past fund performance is not indicative of future performance. Information is current as at the date of this document. 4D Infrastructure Pty Ltd (ABN 26 604 979 259) is a Corporate Authorised Representative of BFML.