

4D Global Infrastructure Fund (Unhedged)

Performance report | 30 April 2023

Overview

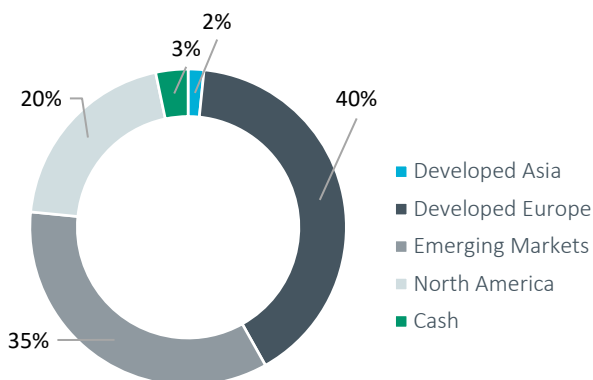
4D Infrastructure is a boutique asset manager investing in listed infrastructure companies across all four corners of the globe. Our investment objective is to identify quality infrastructure companies that are trading below fair value and have sustainable, growing earnings combined with sustainable, growing dividends. The 4D Global Infrastructure Fund (Unhedged) aims to outperform the OECD G7 Inflation Index + 5.5% p.a. over the medium to long term (before fees). It is currency unhedged.

Net client returns (after fees and expenses)

	1 mth	3 mths	6 mths	1 year	2 years p.a.	3 years p.a.	5 years p.a.	Since inception ² p.a.
Fund	5.05%	10.83%	17.07%	12.16%	10.88%	10.93%	8.96%	10.05%
Benchmark ¹	1.08%	1.62%	4.33%	12.55%	12.09%	10.21%	8.99%	8.46%
Value added	3.97%	9.21%	12.74%	-0.39%	-1.21%	0.72%	-0.03%	1.59%

¹Value added' calculation does not use rounded performance figures. Past performance is not indicative of future performance.

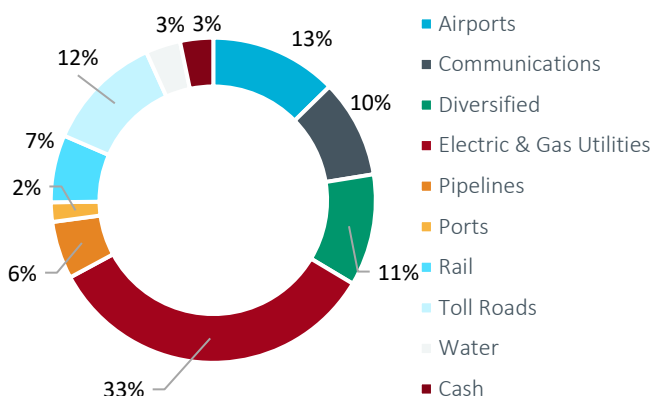
Regional breakdown



Top 10 positions

Stock	End weight %
Cellnex	6.88
Iberdrola	5.27
Getlink	4.08
Enel	4.04
Shenzhen International	3.91
Sempra Energy	3.86
Williams	3.82
AENA	3.80
Jasa Marga	3.70
Ferrovial	3.67
Total	43.01

Sector breakdown



Portfolio performance review

The 4D Global Infrastructure Fund (Unhedged) was up a net 5.05% (AUD) in April 2023, out-performing the benchmark's return of 1.08% (by 3.97%) and out-performing the FTSE 50/50 Infrastructure Index which was up 3.55% (AUD). Currency contributed 223bps to performance in April.

The strongest performer for April was again Brazilian toll road operator, Ecorodovias up 19.1% in the month. This is a continuation of March's justified re-rating as the stock was very much oversold on capex/leverage concerns over the last few months.

The weakest performer in April was again Chinese gas distributor China Resource Gas down 14.5% on ongoing concerns around the speed of Chinese recovery and gas fundamentals. The market has completely over sold the stock on short term noise.

Markets remain volatile on inflation/interest rate/economic growth concerns, and recently emerged bank liquidity issues. Central Banks are tightening monetary policy to get inflation back to within target bands. The current share price volatility ignores the fact that listed infrastructure, as an asset class, can fundamentally do well in an inflationary environment, with explicit or implicit hedges and long-term predictable earnings profiles underpinned by contract or regulation. Infrastructure is also positioned well should central banks overshoot and we face near term recessionary pressure. We believe it is a sensible portfolio allocation at all stages of the economic cycle. We also believe the current pricing is a buying opportunity for the asset class.

Month in review

The *US Federal Reserve* did what almost everyone said it would do, raising interest rates by 0.25% while hinting it could be the final hike. It reflects the most aggressive tightening campaign since the 1980s as economic risks mount. 'The committee will closely monitor incoming information and assess the implications for monetary policy,' the Federal Open Market Committee said in a statement.

The *IMF's* latest *World Economic Outlook* forecasts global growth will slow from 3.4% last year to 2.8% this year. Growth is then expected to accelerate to 3% next year.

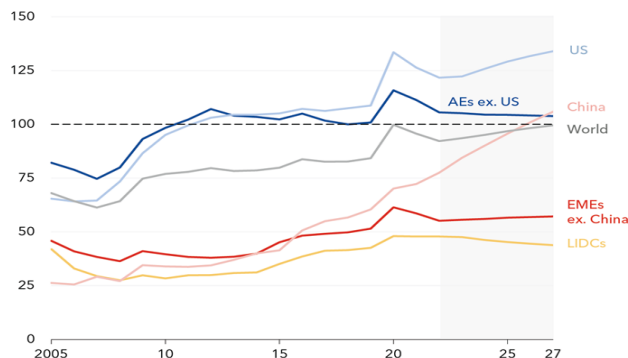
Looking further ahead growth is expected to remain around 3% over the next 5 years. This baseline forecast of 3% for 5 years forward to 2028 makes it the lowest medium-term growth projection since 1990. However, it would still represent a positive outcome.

The softer outlook reflects the tight monetary policy stances adopted by Central Banks around the world to bring down inflation, the war in Ukraine and the fallout from the recent weakness in financial conditions.

Public debt soared to a record high during the COVID pandemic, topping global GDP according to the IMF. Now, the still elevated government debt, combined with higher interest rates, is weighing on growth.

Rising debt

Public debt hit a high in 2020 and is still rising in some countries. (public debt; percent of GDP)



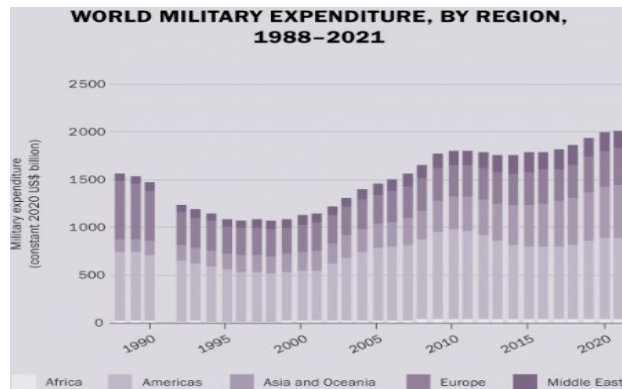
Source: IMF staff calculations.
 Note: Averages weighted by nominal GDP. Shaded area denotes forecast period.
 Sample comprises a balanced panel of 32 advanced economies, 45 emerging market economies, and 12 low-income countries. AEs = advanced economies; EMs = emerging market economies; LICs = low-income countries.



India has overtaken China as the most populous country in the world, according to the *United Nations*. With roughly 2.4% of the world's land mass, India is now home to nearly 20% of humanity — over 1.4 billion people, or more than the entire population of the Americas or Africa or Europe. China is roughly three times India's land mass, but India's population is relatively young and growing, while China's is aging and shrinking. Such demographic shifts pose major medium-term economic and social challenges for the Asian giants as they struggle to adapt. The changes will also represent significant future investment opportunities.

China's President Xi Jinping held his first call with Ukraine's Volodymyr Zelenskiy since Russia's invasion more than a year ago. Readouts of the call struck familiar themes and suggested there had been no major breakthroughs. Xi, looking to bolster his image as a global peacemaker, said negotiations are: 'the only viable way out of the Ukraine crisis,' while Zelenskiy's office called it 'productive', but said there could be no peace unless Russia gives back land it took at the start of the invasion and leaves Crimea.

Finally, defence outlays worldwide rose to a record US\$2.2 trillion the *Stockholm International Peace Research Institute* said in its annual report last year as governments respond to a deteriorating global security. Spending was led by Europe due to Russia's war in Ukraine, with military expenditure in central and western Europe back to Cold War levels.



Fund details

Feature	Information
APIR code	BFL0019AU
Investment manager	4D Infrastructure
Portfolio manager	Sarah Shaw
Reporting currency	A\$ Unhedged
Recommended investment period	Five years
Stock / cash limit	+7% / 10%
No. of securities	37
Application/redemption price (AUD) ³	1.6769/1.6703
Distribution frequency	Quarterly
Management fee ⁴	0.95% p.a. (including GST)
Performance fee ⁵	10.25% p.a. (including GST)
Buy/sell spread	+/- 0.20%
Minimum investment (AUD)	25,000

How to invest

The Fund is open to investors directly via the PDS (available on our [website](#)), mFund (code: 4DI01) or the following platforms. Visit [How to invest](#) to find out more.

Platforms

AMP North	Powerwrap (IDPS)
BT Asgard (Panorama)	Wealthtrac
Colonial First Wrap	Praemium (Non Super, Super)
Dash	
Hub24 (Super, IDPS)	
Macquarie Wrap (IDPS, Super)	
Mason Stevens	
Netwealth (Super Service, Wrap Service, IDPS)	

Get in touch



[4Dinfra.com](https://www.4Dinfra.com)



1800 895 388 (AU) or 0800 442 304 (NZ)



client.experience@bennelongfunds.com

1 OECD G7 Inflation Index + 5.5%.

2 Inception date is 7 March 2016.

3 All unit prices carry a distribution entitlement.

4 Management fee is 0.95% p.a. (including GST net of reduced input tax credits) of the Net Asset Value of the Fund.

5 Performance fee is 10.25% (including GST net of reduced input tax credits) of any amount by which the investment return is greater than the return of the benchmark (OECD G7 inflation index + 5.5% per annum). All values are in Australian dollars.

This information is issued by Bennelong Funds Management Ltd (ABN 39 111 214 085, AFSL 296806) (BFML) in relation to the 4D Global Infrastructure Fund (Unhedged). The Fund is managed by 4D Infrastructure, a Bennelong boutique. This is general information only, and does not constitute financial, tax or legal advice or an offer or solicitation to subscribe for units in any fund of which BFML is the Trustee or Responsible Entity (Bennelong Fund). This information has been prepared without taking account of your objectives, financial situation or needs. Before acting on the information or deciding whether to acquire or hold a product, you should consider the appropriateness of the information based on your own objectives, financial situation or needs or consult a professional adviser. You should also consider the relevant Information Memorandum (IM) and or Product Disclosure Statement (PDS) which is available on the BFML website, [bennelongfunds.com](https://www.bennelongfunds.com), or by phoning 1800 895 388 (AU) or 0800 442 304 (NZ). Information about the Target Market Determinations (TMDs) for the Bennelong Funds is available on the BFML website. BFML may receive management and or performance fees from the Bennelong Funds, details of which are also set out in the current IM and or PDS. BFML and the Bennelong Funds, their affiliates and associates accept no liability for any inaccurate, incomplete or omitted information of any kind or any losses caused by using this information. All investments carry risks. There can be no assurance that any Bennelong Fund will achieve its targeted rate of return and no guarantee against loss resulting from an investment in any Bennelong Fund. Past fund performance is not indicative of future performance. Information is current as at the date of this document. 4D Infrastructure Pty Ltd (ABN 26 604 979 259) is a Corporate Authorised Representative of BFML.